

# ARTWORK FILE

## PROJECT NAME

CAVEX

## DOCUMENT NAME

IMPRESAFE\_IFU HOLDER OUTSIDE

## VERSION

1.0


## DATE

060421

## PRINT TYPE

TBD

## COLOURS



PMS 289 PMS SILVER

## MATT FINISH PAPER

## BARCODE

-

FOR INFORMATION ONLY  
NOT FOR PRODUCTION

# NAAF ONT WERP

© NAAF ONTWERP 2021

## CAVEX IMPRESAFE

-

### Effective spectrum:

Bactericide | Fungicide | Virucide\*

Complies with DGHM guidelines and EN1040,  
EN1275, EN13624, EN13727, EN14561, EN14562  
DHGM-listed

Composition in 100 g:  
30.0 g Benzalkonium chloride, cleaning agents

### Exposure time:


3% solution in 3 minutes

-

### Cavex Holland BV

Fustweg 5  
2031 CJ Haarlem  
The Netherlands  
T +31 23 530 77 00  
dental@cavex.nl  
cavex.nl

1 | HA0501.06



\* Limited virucide  
(incl. HIV/HCV/HBV)

CAVEX



## CAVEX IMPRESAFE

-

### DANGER

- H302 Harmful if swallowed.  
H314 Causes severe skin burns and eye damage.  
H410 Very toxic to aquatic life with long lasting effects.  
P280.2 Wear protective gloves and eye protection.  
P301+P312 IF SWALLOWED: Call a POISON CENTER or doctor/physician if you feel unwell.  
P301+P330 IF SWALLOWED: rinse mouth.  
+P331 Do NOT induce vomiting.  
P303+P361 IF ON SKIN (or hair):  
+P353 Remove/Take off immediately all contaminated clothing. Rinse skin with water/shower.  
P305+P351 IF IN EYES: Rinse cautiously with water for several minutes.  
+P338 Remove contact lenses, if present and easy to do. Continue rinsing.  
P501.1 Dispose of contents/container in accordance with relevant regulations.

## ARTWORK FILE

### PROJECT NAME

CAVEX

### DOCUMENT NAME

IMPRESAFE\_IFU HOLDER INSIDE

### VERSION

1.0


### DATE

060421

### PRINT TYPE

TBD

### COLOURS



PMS 289 PMS SILVER

### MATT FINISH PAPER

### BARCODE

-

FOR INFORMATION ONLY  
NOT FOR PRODUCTION

**NAAF**  
**ONT**  
**WERP**

© NAAF ONTWERP 2021

## CAVEX IMPRESAFE

### Instructions

1. Squeeze bottle and fill measuring cup up to 30ml
2. Pour water (always first) in reservoir till indicated stripe (app. 1 litre)
3. Pour disinfectant into reservoir
4. Place impression in basket
5. Lower the basket with the impression into the fluid
6. Leave impression for 3 minutes in the fluid for complete disinfection
7. Take impression out of fluid and rinse thoroughly with water
8. Shake of excess water and put impression in a plastic bag. Seal the bag airtight and mark the bag as "disinfected"

**YOUR  
IMPRESSION  
IS OUR  
SPECIALTY**

**CAVEX**